

S-Series 19" Floor Mount Racks

Our "S-Series" range of Hypertec's 19" Floor Mount Racks cater for effortless installation of both the cabinet and your valuable equipment while maintaining and accessing equipment is also made easy with Hypertec's wide range of accessories.

Featuring a sturdy frame manufactured to precise dimensions from SPCC high quality cold rolled steel with a thickness of 2mm for the rails, 1.2mm for the frame and 1.0mm side panels, making Hypertec's "S-Series" racks light without compromising on strength.



SIDE VIEW



FRONT VIEW



BACK VIEW

PART NO.	DIMENSIONS (mm)					INCLUDED ACCESSORIES			
	RU	Weight (kg)	Width	Depth	Height	Fixed Shelves	Fans	6 Way PDU (10A)	Cage Nuts
HR18RU6-S	18	50	600	600	988	2	2	1	40
HR24RU6-S	24	58	600	600	1255	2	2	1	40
HR24RU9-S	24	66	600	900	1255	2	4	1	40
HR24RU1-S	24	71	600	1000	1255	2	4	1	40
HR32RU6-S	32	72	600	600	1610	2	2	1	40
HR32RU8-S	32	85	600	800	1610	2	4	1	40
HR32RU1-S	32	85	600	1000	1610	2	4	1	40
HR42RU6-S	42	86	600	600	2055	3	2	1	40
HR42RU8-S	42	102	600	800	2055	3	4	1	40
HR42RU9-S	42	110	600	900	2055	3	4	1	40
HR42RU1-S	42	117	600	1000	2055	3	4	1	40
HR42RU1W8-S	42	142	800	1000	2055	3	4	1	40
HR42RU1200W8-S	42	170	800	1200	2055	3	4	1	40
HR45RU1-S	45	155	600	1000	2188	3	4	1	40
HR45RU8-S	45	138	600	800	2188	3	4	1	40
HR45RU1W8-S	45	183	800	1000	2188	3	4	1	40

CONSTRUCTION

- Sturdy frame made from high quality cold rolled steel
- Rails 2mm, Frame and doors 1.2mm, side panels 1mm
- Colour - Black RAL 9005

GLASS DOOR

- Fully tempered glass 5mm
- Clear view of inside cabinet
- Earth lead connected to door
- Quick release hinge
- Perforated doors available as optional item

REAR BI-FOLD DOORS

- Perforated for increased airflow
- Bi-fold doors save space when opening
- Earth leads connected
- Quick release hinges

SIDE PANELS

- Removable side panels
- Keyed cam locks included

RAIL

- RU marking printed on the front and rear rails for easy placement of components
- **Max load 800kg**
- Easy to adjust rails
- Numerous accessories available for rail mounting

CABLE ACCESS

- Generous cable access on top (front and rear)
- Bottom cable access via 5 removable cable entry plates

AIR FLOW

- Fan box included with all floor mount racks
- 600mm deep racks - 2 fans
- 800mm and deeper racks - 4 fans
- Fan box mounted on inside top rack

PDU

- 6-way 10A horizontal rail mounted
- Australian 3 pin plug and sockets
- PDU range available as optional extra

CABLE MANAGEMENT

- 120mm between front door and rail for cable management
- Horizontal cable management accessories available
- Vertical cable management accessories available
- **800mm wide racks feature built in vertical cable management**

PALLET MOUNTING

- Secured to and shipped on a pallet for safe and easy transportation
- Attached to pallet via brackets - quick and easy to remove once on-site

FLOOR MOUNTING


- Four heavy duty castors (2 with brackets) fitted for positioning rack on site
- Four adjustable levelling feet

SHELF ACCESSORIES


- Cantilever trays
- Fixed shelves
- Sliding shelves
- Storage drawer

Accessories: Shelves


The Hypertec range of shelving accessories for our 19" Rack Enclosures are designed to offer solutions for most requirements and cover many shelf types for floor mounted cabinets of various depths. Some items are suitable for wall mount & swing frame racks.



1



2



3

KEY

WM

Wall mount

SF


Swing Frame

FM

Floor Mount

No.	PART No.	DESCRIPTION	SUITS RACK		DEPTH	WIDTH	RU SPACE	MOUNTING	WEIGHT KG	MAX LOAD KG
			TYPE	DEPTH						
1	HRC3300-S	Hypertec Cantilever Shelf 483 x 300 x 43	ALL	ALL	300	483	1	RU Rail	2.5	20
	HRC3350-S	Hypertec Cantilever Shelf 483 x 350 x 43	ALL	ALL	350	483	1	RU Rail	3	20
	HRC3400-S	Hypertec Cantilever Shelf 483 x 400 x 43	ALL	600 to 1000	400	483	1	RU Rail	3.5	20
2	HRFT350-S	Hypertec Fixed Shelf 470 x 350 x 48	FM	600	350	470	0	Side Rail	2	90
	HRFT650-S	Hypertec Fixed Shelf 470 x 650 x 48	FM	900	650	470	0	Side Rail	3.2	90
	HRSS350-S	Hypertec Sliding Shelf 470 x 350 x 53	FM	600	350	470	1	RU Rail	2.26	30
3	HRSS550-S	Hypertec Sliding Shelf 470 x 550 x 53	FM	800	550	470	1	RU Rail	3.26	30
	HRSS650-S	Hypertec Sliding Shelf 470 x 650 x 53	FM	900	650	470	1	RU Rail	4.26	30
	HRSS750-S	Hypertec Sliding Shelf 470 x 750 x 53	FM	1000	750	470	1	RU Rail	7	30

Accessories: Perforated front doors



42RU

Hypertec offers, in addition to the standard door supplied with our floor mounted cabinets, a range of perforated doors for applications where increased airflow is required. Airflow is improved using perforated doors and effective fan configurations to achieve maximum heat dispersion. The perforations in the door are uniformly punched into cold rolled steel. These doors are supplied for retro fitting to the Hypertec range and are sized according to height measured in RU and width.

PART NO.	DESCRIPTION	WEIGHT (KG)	SUITS RACK
HRPFD24-S	19" RU24 Front Door Perforated	8	24RU x 600 Wide
HRPFD32-S	19" RU32 Front Door Perforated	10	32RU x 600 Wide
HRPFD42-S	19" RU42 Front Door Perforated	12	42RU x 600 Wide
HRPFD42W8-S	19" RU42 Front Door Perforated	14	42RU x 800 Wide